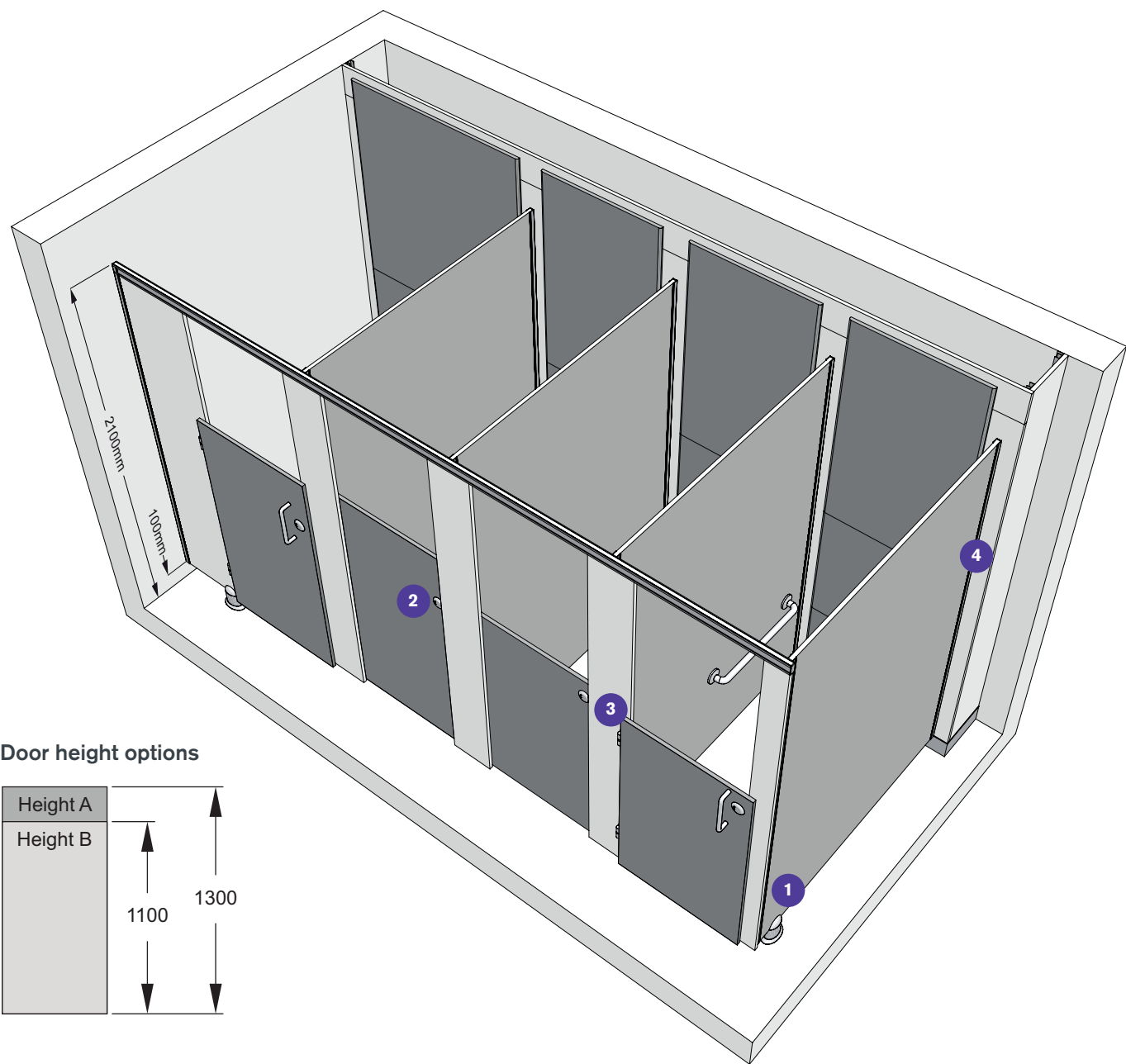

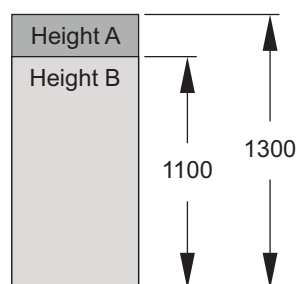


# Technical Specifying Award Low-Level



Door height options



## Dimensions

<b>Overall height</b>	2100mm
<b>Door height options</b>	
Height A	1300mm
Height B	1100mm
<b>Maximum depth</b>	
MFC	2097mm
HPL	2067mm
SGL	1921mm
<b>Floor clearance</b>	100mm

For standard height option see p56.

## Performance

Available in three material options, Award Low-Level is suitable for every type of wet or dry environment, allowing you to specify the most appropriate option to meet site requirements and your budget.

**MFC**  
For dry environments with low risk of vandalism. Panels are manufactured from 19mm nominal thickness high performance moisture-resistant melamine faced chipboard. Edges lipped ABS.

**HPL**  
For more heavily used washrooms, panels are heat, scratch and impact resistant. Manufactured from moisture-resistant chipboard faced with high pressure laminate, panels are 19mm nominal thickness. Edges lipped ABS.

**SGL**  
Solid grade laminate is extremely resistant to impact and all surfaces are impervious to water. Panels are 13mm nominal thickness with polished black radiused edges.

## Detailing

**Panels and doors**  
Available in MFC, HPL and SGL.

**Colour finish**  
**MFC, HPL and SGL**  
34 colours from the standard range.

**Cubicle hardware**  
Light Grey ABS or satin anodised effect powder coated zinc.

**Edge treatment**  
**MFC and HPL**  
Matching ABS lipping.  
**SGL**  
Polished black radiused edge.

**Headrail**  
Rigid satin anodised aluminium headrail with matching end cap.

**Cubicle hardware**  
**Indicator bolt**  
Easy grip indicator bolt with emergency release facility and concealed fixings.  
**Hinge**  
Anti-finger trap satin anodised aluminium rise and fall butt hinge. Outward opening hinge option available.  
**Pedestal**  
Height adjustable for uneven floors, with concealed fixings. Where possible, pedestals are fixed to partitions.

**Fixing**  
Partition to wall: Continuous satin anodised aluminium u-channel.  
Pilaster to partition: Continuous satin anodised aluminium u-channel.  
Pilaster to wall: Continuous satin anodised aluminium u-channel.

**Accessories**  
Coat hooks and toilet roll holders available.